


## Precise CT Series

Split-core current sensors to use with PQube® 3, 3r & 3e



### Overview

These Split Core CTs are specially designed to operate with the PQube 3 Power Analyzer series. They are quick to install and safe to operate. Powerside Precise CT series are the ideal accessories to use for accurate current and power measurements.

They can be used with all 8 current channels for PQube 3/3r, or all 14 current channels of the PQube 3e.

### Features

- Large range of rated currents: 1A through 6000A
- Easy and safe to install: Clamp around the conductor & connect to PQube 3
- Superior noise immunity with shielded cables
- Excellent accuracy and frequency response
- UL recognized: File #469208

# Specification

CT SPECIFICATIONS	
CT Amps Rating	1A to 600A, and 800A to 6000A See tables below
Voltage output (at Rated Current)	0.333 Vrms
Crest factor (Peak Measurement)	3.5
Fundamental Frequency	50 / 60 / 400 Hz
Frequency Bandwidth (-3dB)	40 to 3000Hz
Isolation	1000V CAT IV
Safety (UL)	UL Recognized File #469208
Environment	Temperature: -40 to 55° C (-40 to 131° F) Humidity: 0 to 95 % non-condensing Altitude: up to 2000 meters Pollution Degree 2
CT Dimensions	See tables below
Leads	12 ft (3.6 m), 18 AWG shielded twisted pair, 600V rating, red positive (+)

ACCURACY SPECIFICATION		
	Magnitude Accuracy	Angle Accuracy
1A to 600A (Snap-Top Design)	±0.2% rdg, ±0.2% FS (typical)*	± 0.5° (typical)**
800A to 6000A (Screw-Lock Design)	±0.6% rdg, ±0.6% FS (typical)*	± 0.5° (typical)**

\* At 50/60 Hz, 2.5% FS to 100% FS

\*\*At 50/60 Hz, 10% FS to 100% FS

## Order Information

SNAP-TOP DESIGN						
Powerside Precise CT		Dimensions - mm (inches)				
Rated Current	Part Number	A	B	C	D	E
1A	SCN2-1A:333mV-0.4	61 (2.4")	42 (1.65")	29 (1.14")	10 (.4")	10 (.4")
5A	SCN3-5A:333mV-0.7	78 (3")	57 (2.25")	24 (1")	18 (.7")	18 (.7")
20A	SCN3-20A:333mV-0.7P	78 (3")	57 (2.25")	24 (1")	18 (.7")	18 (.7")
50A	SCN3-50A:333mV-0.7P	78 (3")	57 (2.25")	24 (1")	18 (.7")	18 (.7")
100A	SCN3-100A:333mV-0.7P	78 (3")	57 (2.25")	24 (1")	18 (.7")	18 (.7")
150A	SCN3-150A:333mV-0.7P	78 (3")	57 (2.25")	24 (1")	18 (.7")	18 (.7")
200A	SCN4-200A:333mV-1.25P	82 (3.3")	78 (3")	24 (1")	32 (1.25")	32 (1.25")
300A	SCN4-300A:333mV-1.25P	82 (3.3")	78 (3")	24 (1")	32 (1.25")	32 (1.25")
400A	SCN4-400A:333mV-1.25 P	83 (3.27")	81 (3.17")	35 (1.39)	32 (1.25")	32 (1.25")
500A	SCN4-500A:333mV-1.25 P	83 (3.27")	81 (3.17")	35 (1.39)	32 (1.25")	32 (1.25")
600A	SCN4-600A:333mV-1.25x2.0 P	83 (3.27")	81 (3.17")	35 (1.39)	32 (1.25")	32 (1.25")




## SCREW-LOCK DESIGN


Powerside Precise CT		Dimensions - mm (inches)				
Rated Current	Part Number	A	B	C	D	E
800A	SC4L-800A:333mV-2.0x3.0P	102 (4.0")	127 (5.0")	31 (1.2")	51 (2.0")	76 (3.0")
1000A	SC4L-1000A:333mV-2.5x2.5P	127 (5.0")	114 (4.5")	33 (1.3")	64 (2.5")	64 (2.5")
1500A	SC4L-1500A:333mV-2.5x5.5P	127 (5.0")	191 (7.5")	33 (1.3")	64 (2.5")	140 (5.5")
2000A	SC4L-2000A:333mV-4.0x4.0P	165 (6.5")	160 (6.3")	33 (1.3")	102 (4.0")	102 (4.0")
3000A	SC4L-3000A:333mV-4.0x6.0P	173 (6.8")	216 (8.5")	38 (1.5")	102 (4.0")	152 (6.0")
4000A	SC4L-4000A:333mV-4.0x6.0P	173 (6.8")	216 (8.5")	38 (1.5")	102 (4.0")	152 (6.0")
5000A	SC4L-5000A:333mV-4.0x7.0P	203 (8.0")	229 (9.0")	46 (1.8")	102 (4.0")	178 (7.0")
6000A	SC4L-6000A:333mV-5.0x7.0P	216 (8.5")	229 (9.0")	51 (2.0")	127 (5.0")	178 (7.0")

## ACCESSORIES (FOR GROUNDING OF CT CABLE SHIELD WIRES)

2 POS Terminal Block  
Part Number: 410-000616



16 POS Terminal Block  
Part Number: 770-022090



Document name and version number

## Contact Us

### Canada

7850 Trans-Canada Highway  
Saint-Laurent (QC) H4T 1A5  
1 (877) 333-8392

### United States

980 Atlantic Ave  
Alameda, CA 94501  
1 (888) 736-4347

[sales@powerside.com](mailto:sales@powerside.com)  
[powerside.com](http://powerside.com)



Version 2 – 05/20/2021

**POWERSIDE**®

All our energy, in your power